

Orion Right-Angle 1x-2x Viewer for Polar Scopes

#5852



Assembly

To assemble the Right-Angle Viewer, first thread the three thumbscrews into the holes in the adapter. Then push the adapter into the base of the viewer as shown in **Figure 1**. It has a snug fit so be prepared to push firmly.

Warning: Never look directly at the Sun through this viewer—even for an instant. Permanent eye damage could result. Young children should use this product only with adult supervision.

Congratulations on purchasing a quality Orion product. The Right-Angle 1X-2X Viewer for Polar Scopes makes polar alignment faster and easier by providing a more-convenient viewing angle –90 degrees—for your mount’s polar axis scope. The Right-Angle Viewer is compatible with many Orion telescope mounts (listed below) and fits right over the polar scope’s eyepiece. Please review this instruction sheet thoroughly before attempting to use the Right-Angle Viewer.

Included Parts

- 1 Right-angle viewer
- 1 Adapter
- 3 Thumbscrews
- 1 Neoprene pouch

Compatibility

The Orion Right-Angle 1X-2X Viewer for Polar Scopes is designed to optimally fit polar scopes with a diameter of 30mm. But because it clamps to the polar scope with three equally spaced thumbscrews, it can also fit polar scopes with diameters as small as 25mm. So the true range of compatibility is with polar scopes of 25mm to 30mm diameter. The Right Angle Viewer is compatible with the following Orion mounts and polar scopes:

- Orion AstroView Equatorial Mount
- Orion Sirius EQ-G Computerized GoTo Mount
- Orion Atlas EQ-G Computerized GoTo Mount
- Orion Sirius Pro AZ/EQ-G Computerized GoTo Mount
- Orion Atlas Pro AZ/EQ-G Computerized GoTo Mount
- Orion Atlas II EQ-G Computerized GoTo Mount
- StarShoot Compact Astro Tracker
- Orion Polar Alignment Scope for SkyView Pro/Atlas Mounts




Figure 1. Firmly push the adapter onto the viewer as shown.

Attachment of Right-Angle Viewer to Polar Scope

Rotate the three thumbscrews counterclockwise so that their tips clear the opening of the adapter. Then place the adapter over the polar scope as far as it will go (**Figure 2**). Finally, lightly tighten the three thumbscrews. Done!

Features

Familiarize yourself with the features of the Orion Right-Angle 1X-2X Viewer for Polar Scopes, shown in **Figure 3**.

The image seen in the viewer will have the same orientation as seen in the polar scope itself, thanks to the viewer’s internal amici prism. Sliding the power switch to 2x will double the magnification. At 2x magnification the image will appear dimmer. So if you are having trouble seeing stars or the polar scope’s reticle at 2x, return the switch to 1x to get a brighter, wider image.

Focus the image by turning the viewer’s helical focus collar until stars are sharp.



Corporate Offices: 89 Hangar Way,
Watsonville CA 95076 - USA
Toll Free USA & Canada: (800) 447-1001
International: +1(831) 763-7000
Customer Support: support@telescope.com

(NOTE: Before installing the viewer on the polar scope, make sure the polar scope's internal reticle is in focus. If it is not, you may need to adjust the polar scope's focus mechanism to bring the reticle into focus. Refer to your mount's or polar scope's manual for details on how to do that, if needed.)

The Right-Angle Viewer can be rotated in either direction if desired. The rubber eyecup enhances viewing comfort and helps keep out stray light. It can be folded down if desired.

Removing the Right-Angle Viewer

We recommend removing the Right-Angle Viewer from your mount's polar scope before transporting the mount, to prevent accidental damage to the Right-Angle Viewer or to the polar scope itself. To remove it, just loosen the adapter's three thumbscrews a half turn or so, then slide the Right-Angle Viewer off the polar scope.




Figure 2. Place the adapter over the polar scope and secure it with the three thumbscrews.




Figure 3. Features of the Orion Right-Angle 1X-2X Viewer for Polar Scopes.

One-Year Limited Warranty

This Orion product is warranted against defects in materials or workmanship for a period of one year from the date of purchase. This warranty is for the benefit of the original retail purchaser only. During this warranty period Orion Telescopes & Binoculars will repair or replace, at Orion's option, any warranted instrument that proves to be defective, provided it is returned postage paid. Proof of purchase (such as a copy of the original receipt) is required. This warranty is only valid in the country of purchase.

This warranty does not apply if, in Orion's judgment, the instrument has been abused, mishandled, or modified, nor does it apply to normal wear and tear. This warranty gives you specific legal rights. It is not intended to remove or restrict your other legal rights under applicable local consumer law; your state or national statutory consumer rights governing the sale of consumer goods remain fully applicable.

For further warranty information, please visit www.OrionTelescopes.com/warranty.

 **ORION**[®]
TELESCOPES & BINOCULARS
AN EMPLOYEE-OWNED COMPANY

Corporate Offices: 89 Hangar Way, Watsonville CA 95076 - USA
Toll Free USA & Canada: (800) 447-1001
International: +1(831) 763-7000
Customer Support: support@telescope.com

Copyright © 2021 Orion Telescopes & Binoculars. All Rights Reserved. No part of this product instruction or any of its contents may be reproduced, copied, modified or adapted, without the prior written consent of Orion Telescopes & Binoculars.